




Alertus Recipient App Setup Instructions

Anoka Technical College

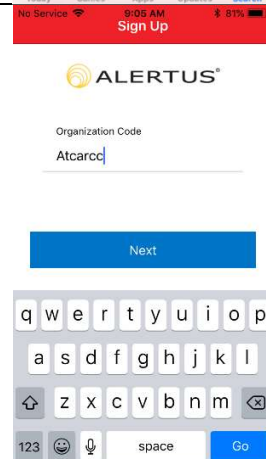
Anoka Ramsey Community College

Step 1- Download the Alertus Recipient App from the Store

- Supports iOS and Android

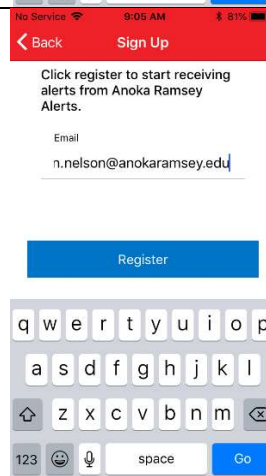


Step 2 – Launch the app and enter the Organization Code: **atcarcc**



Step 3 – Enter your college email address and press Register.

- this address will be used to verify your registration




Step 4 – Open **My Subscriptions** and select the groups you wish to participate in alerts.

Groups:

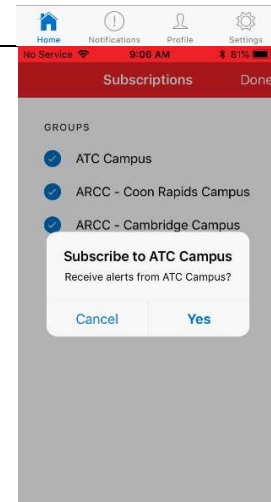
ATC Campus

ARCC – Coon Rapids Campus

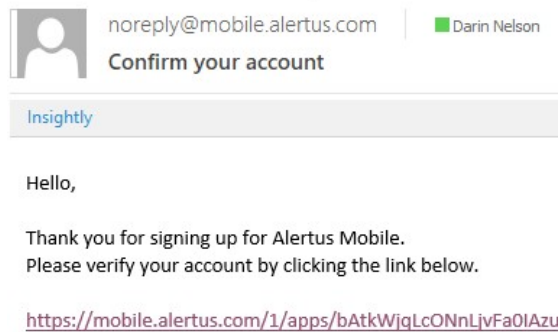
ARCC – Cambridge Campus



Step 5 – Confirm your subscriptions



Step 6 – You should receive an email that requires you to click on a link to confirm your subscription(s).



Ensure your notification permission settings are turned on.

